

Scaled data based on original data using
LM-79-08 Approved Method: Electrical and Photometric Measurements of Solid-
State Lighting Products

Test Report Prepared for
Cooper Lighting Solutions
(formerly Eaton)

Brand: STREETWORKS

Report Number: P526610

Luminaire Tested: **GLAN-SA1C-750-U-5MQ-GRSWH**

Issue Date: 5/27/2021

Test Information

Test Method: LM-79-08
Report Number: P526610
TEST IS SCALED FROM IESNA LM-79-08 TEST DATA (G3-2011-057-4)
Test Lab: INNOVATION CENTER
Issue Date: 5/27/2021
Manufacturer: COOPER LIGHTING SOLUTIONS (FORMERLY EATON)
Product Line: STREETWORKS
Catalog Number: GLAN-SA1C-750-U-5MQ-GRSWH
Description: GALLEON AREA AND ROADWAY LUMINAIRE
(1) 70 CRI, 5000K, 1050mA LIGHTSQUARE WITH 16 LEDS AND TYPE V MEDIUM OPTICS WITH WHITE GLARE REDUCTION SHIELD
Light Source: -
Ballast/Driver: ELECTRONIC DRIVER

Summary

Lumens per Lamp: N/A
Luminaire Lumens: 6279 lumens
Efficiency: N/A
Efficacy: 110.2 lumens/watt
Luminous Opening: Rectangular (W 0.5' x L: 0.5' x H: 0')
IES Classification: Type V - Short
BUG Rating: B2 - U0 - G1

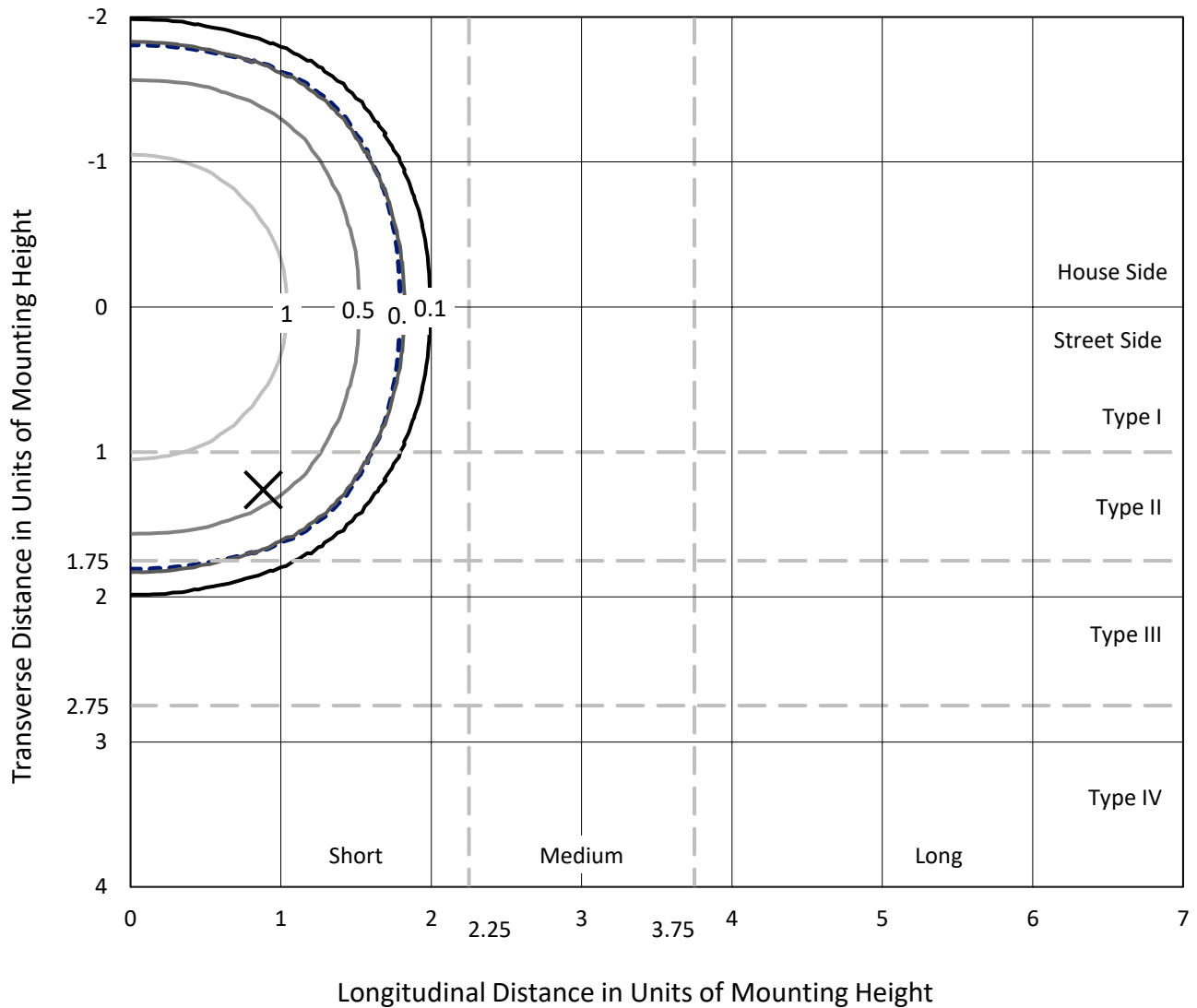
Input Watts (W): 57
Input Voltage (V): NR
Input Current (Ain): NR
Voltage Rise (V): NR
Power Factor: NR
Total Harmonic Distortion (THDi): NR
Frequency (hertz): 60
Stabilization Time: NR
Operation Time: NR
Ambient Temperature (°C): NR
Test Distance: 24 FT



REPORT NUMBER: P526610
 CATALOG NUMBER: GLAN-SA1C-750-U-5MQ-GRSWH

Iso-Footcandle Lines of Horizontal Illumination

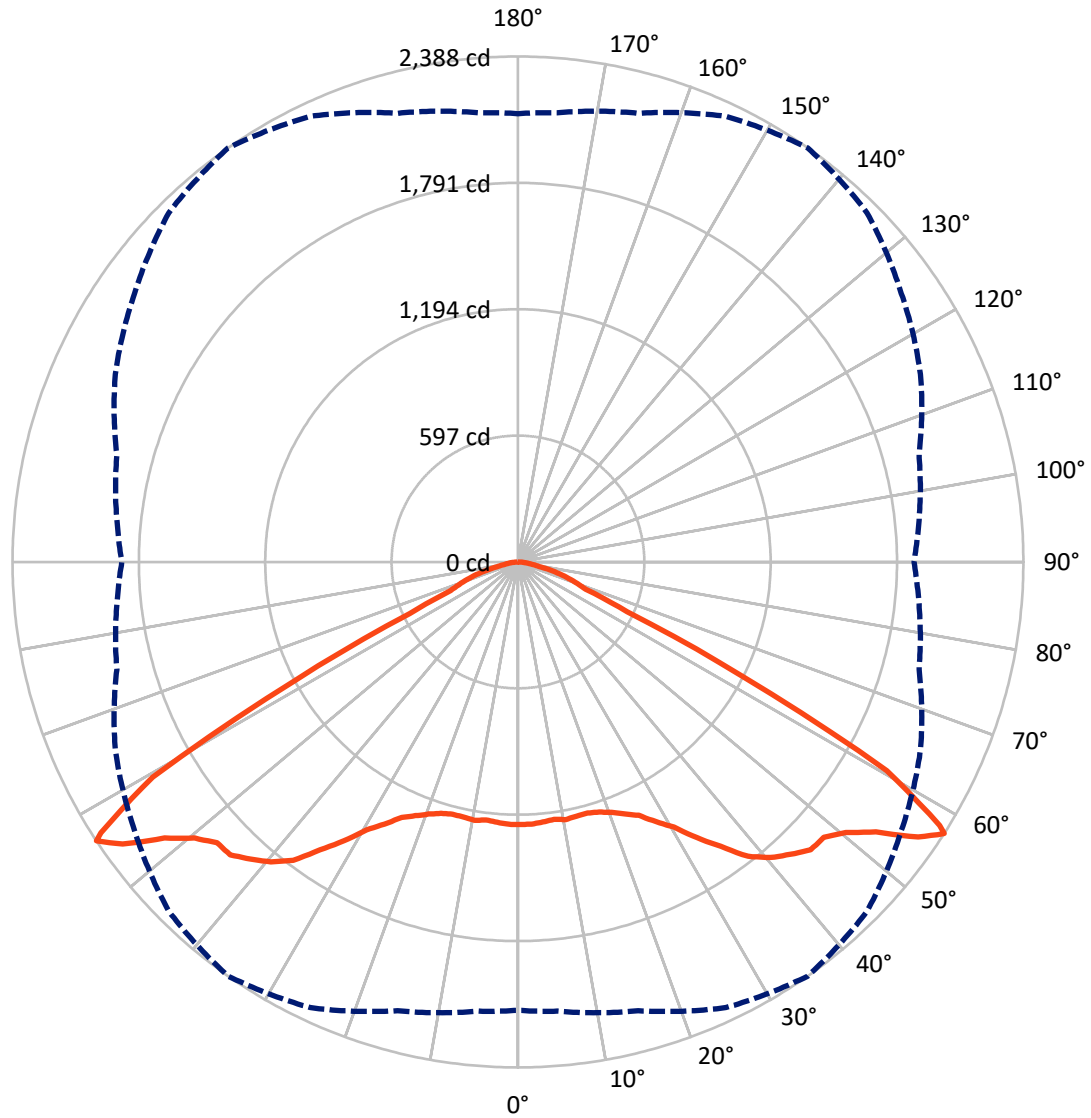
× Max cd
 - - - 1/2 Max cd



Based on 25 foot mounting height. Maximum calculated value = 2 fc
 Type V - Short - N/A

REPORT NUMBER: P526610
CATALOG NUMBER: GLAN-SA1C-750-U-5MQ-GRSWH

Luminous Intensity Polar Plot



— Vertical Plane Through 35-Deg Lateral - - - Horizontal Cone Through 57-Deg Vertical

REPORT NUMBER: P526610
 CATALOG NUMBER: GLAN-SA1C-750-U-5MQ-GRSWH

FLUX DISTRIBUTION:

		Downward	Upward	Total
House Side	Lumens	3139.5	0.0	3139.5
	% Fixture	50.0	0.0	50.0
Street Side	Lumens	3139.5	0.0	3139.5
	% Fixture	50.0	0.0	50.0
Total	Lumens	6279.0	0.0	6279.0
	% Fixture	100.0	0.0	100.0

ZONAL LUMENS:

Zone	Lumens	% Fixture
0°-10°	117.6	1.9
10°-20°	348.2	5.5
20°-30°	608.1	9.7
30°-40°	996.4	15.9
40°-50°	1461.0	23.3
50°-60°	1840.2	29.3
60°-70°	692.1	11.0
70°-80°	184.0	2.9
80°-90°	31.5	0.5
90°-100°	0.0	0.0
100°-110°	0.0	0.0
110°-120°	0.0	0.0
120°-130°	0.0	0.0
130°-140°	0.0	0.0
140°-150°	0.0	0.0
150°-160°	0.0	0.0
160°-170°	0.0	0.0
170°-180°	0.0	0.0
0°-90°	6279.0	100.0
0°-180°	6279.0	100.0

Coefficient of Utilization

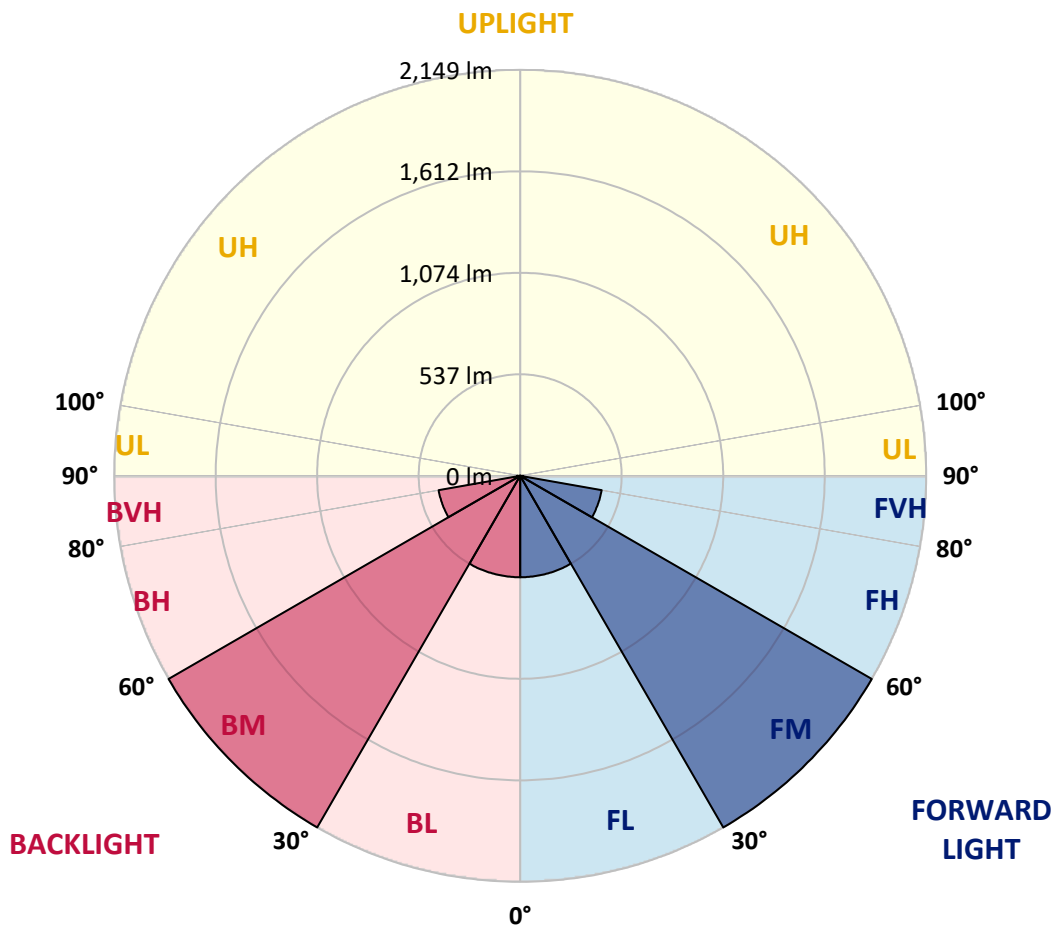


REPORT NUMBER: P526610
 CATALOG NUMBER: GLAN-SA1C-750-U-5MQ-GRSWH

LUMINAIRE CLASSIFICATION SYSTEM LUMEN TABLE AND BUG RATING:

Zone	Lumens	% Fixture	Zone Rating/Lumen Limit		
			B	U	G
FL (0°-30°)	536.9	8.6			
FM (30°-60°)	2148.8	34.2			
FH (60°-80°)	438.0	7.0			G0/660
FVH (80°-90°)	15.8	0.3			G1/100
BL (0°-30°)	536.9	8.6	B2/1000		
BM (30°-60°)	2148.8	34.2	B2/2500		
BH (60°-80°)	438.0	7.0	B1/500		G0/660
BVH (80°-90°)	15.8	0.3			G1/100
UL (90°-100°)	0.0	0.0		U0/0	
UH (100°-180°)	0.0	0.0		U0/0	

BUG Rating: B2-U0-G1
 Type V Short





REPORT NUMBER: P526610

CATALOG NUMBER: GLAN-SA1C-750-U-5MQ-GRSWH

CANDELA DISTRIBUTION (FULL):

	0°	5°	15°	25°	35°	45°	55°	65°	75°	85°	90°
0°	1240.1	1240.1	1240.1	1240.1	1240.1	1240.1	1240.1	1240.1	1240.1	1240.1	1240.1
2.5°	1233.9	1246.2	1240.8	1237.7	1240.1	1236.2	1230.0	1237.0	1235.4	1229.2	1226.9
5°	1230.8	1240.1	1233.9	1240.1	1233.9	1244.7	1241.6	1230.0	1243.9	1230.8	1235.4
7.5°	1228.5	1231.5	1233.1	1230.0	1227.7	1240.8	1233.9	1228.5	1220.7	1218.4	1222.3
10°	1223.0	1230.8	1219.2	1234.6	1237.7	1228.5	1228.5	1218.4	1212.2	1208.3	1221.5
12.5°	1237.0	1223.8	1222.3	1230.0	1232.3	1236.2	1225.4	1219.9	1208.3	1209.9	1207.6
15°	1220.7	1226.1	1226.9	1228.5	1230.8	1240.1	1230.0	1218.4	1213.8	1197.5	1199.1
17.5°	1226.9	1221.5	1226.9	1244.7	1241.6	1248.6	1237.7	1219.9	1209.1	1199.8	1212.2
20°	1237.7	1235.4	1237.7	1259.4	1263.3	1269.5	1260.2	1243.9	1223.0	1212.2	1218.4
22.5°	1249.3	1247.8	1249.3	1270.2	1292.7	1300.4	1291.1	1253.2	1242.4	1222.3	1215.3
25°	1270.2	1271.8	1288.0	1311.2	1325.9	1340.6	1323.6	1296.5	1261.7	1249.3	1234.6
27.5°	1316.6	1320.5	1329.8	1363.8	1389.4	1402.5	1378.5	1341.4	1319.7	1294.2	1290.3
30°	1373.9	1373.9	1390.1	1419.5	1454.3	1474.5	1445.1	1401.0	1374.7	1360.7	1352.2
32.5°	1449.7	1441.2	1447.4	1499.2	1553.4	1570.4	1530.9	1476.8	1435.0	1416.4	1410.2
35°	1514.7	1520.1	1534.0	1589.7	1650.1	1689.5	1627.6	1557.2	1514.7	1497.7	1494.6
37.5°	1599.0	1608.3	1615.2	1691.8	1764.5	1779.2	1719.7	1663.2	1611.4	1597.5	1589.7
40°	1718.1	1711.9	1714.3	1770.7	1836.5	1845.8	1787.0	1746.8	1704.2	1695.7	1695.7
42.5°	1816.4	1809.4	1817.2	1838.0	1888.3	1881.4	1848.9	1819.5	1801.7	1792.4	1801.7
45°	1875.9	1874.4	1888.3	1903.8	1939.4	1916.2	1890.6	1895.3	1878.3	1862.8	1862.0
47.5°	1940.9	1930.9	1947.9	1971.1	1944.0	1933.2	1931.6	1941.7	1936.3	1909.2	1900.7
50°	1972.6	1968.8	1995.8	2022.9	2008.2	1983.5	1988.9	2005.1	1935.5	1899.2	1878.3
52.5°	2057.7	2058.5	2110.3	2125.0	2118.8	2082.5	2094.1	2050.0	1968.0	1916.9	1919.3
55°	2191.6	2186.2	2244.2	2287.5	2294.5	2248.0	2192.3	2130.5	2027.6	1975.7	1960.3
57°	2118.1	2130.5	2194.7	2323.1	2388.1	2333.1	2211.7	2098.7	1961.8	1899.2	1871.3
57.5°	2019.8	2039.9	2151.3	2280.5	2348.6	2344.0	2187.7	2039.9	1917.7	1820.2	1822.6
60°	1479.9	1483.7	1584.3	1789.3	2002.0	2006.7	1816.4	1620.7	1484.5	1378.5	1393.2
62.5°	780.5	798.3	838.6	1003.3	1187.5	1232.3	1117.1	1016.5	898.9	818.5	826.2
65°	413.1	410.8	430.1	476.5	567.0	590.2	574.8	495.1	454.1	440.9	441.7
67.5°	335.7	339.6	337.3	339.6	345.8	355.8	353.5	356.6	358.9	362.8	362.0
70°	284.7	284.7	286.2	287.0	287.0	291.6	297.1	307.1	307.9	311.8	313.3
72.5°	224.3	222.8	225.1	230.5	231.3	235.2	242.9	249.1	251.4	251.4	246.8
75°	152.4	153.9	157.0	161.7	166.3	173.3	179.5	183.3	184.9	182.6	180.2
77.5°	85.9	87.4	89.7	96.7	102.1	108.3	115.3	119.1	123.0	123.8	119.1
80°	51.1	51.1	54.9	60.3	66.5	72.7	78.9	83.5	85.1	85.1	82.8
82.5°	30.9	31.7	34.8	40.2	45.6	49.5	54.9	58.8	61.9	61.1	59.6
85°	16.2	16.2	19.3	24.0	27.8	31.7	31.7	29.4	27.8	24.0	22.4
87.5°	5.4	4.6	6.2	6.2	5.4	6.2	6.2	7.0	7.0	7.0	7.0
90°	0.0	0.0	0.0	0.0	0.0	0.0	0.0	0.0	0.0	0.0	0.0

(END OF REPORT)